








## **Ceramic I Course Outline**

This is an outline of your assignments in Ceramic I for you to refer back to throughout this year. Your curriculum is Studio based. You will work independently on each project and turn them in on the due date. Deadlines are about 2 to 4 weeks apart. Each project will be graded based on instructions given, technique used, creativity/originality, **time management**, and critique. Please reference your art from observation and/or photos taken by you. **No online images!** All work must be researched, pre-sketched and approved by the teacher before starting the final version. Your artwork **cannot** be taken home. Work must be done in class, before school or during academics.

Art Projects	Example	Description
<b>Visual Journal Design</b>		Students create and design their own Visual Journal Cover.
<b>Create your own artist stamp</b>		Create a personalized stamp to be used as your signature all year.
<b>Creating Form with clay</b>		Create a tiled sculpture showing different textures and lines. The tiles should have a minimum of two horizontal curved lines to divide space and a minimum of three vertical or diagonal line elements. Line designs should extend across all tiles to reach edges. Source(s) must be original.

<p><b>Intro to Glazing</b></p>		<p>Create your own test tiles and experiment with a variety of glazing and techniques.</p>
<p><b>Pinch Pot Whistles</b></p>		<p>Create your own USABLE whistle using the pinch pot method.</p>
<p><b>Food for Thought</b></p>		<p>Students research other cultures and create a food item from culture.</p>
<p><b>Cubist Clay Sculpture</b></p>		<p>Students research cubism and create a cubist portrait using slab.</p>

**Hanging  
Mobile**



Create your own mobile, considering positive and negative space.

**Coiled Vessel**







Create your own vessel using a variety of coils.

**Creative  
Containers**



Create a unique container with a lid.

<p><b>Textured Bowl</b></p>		<p>Create a textured bowl with feet.</p>
<p><b>Visual Journal (Every other Monday)</b></p>		<p>Create an image inspired by different topics. This will be a daily grade.</p>
<p><b>Art history (Every other Monday)</b></p>		<p>You will make a "1 pager" style of notes that will go in your journal. You will need 5 facts about the artist, 2 quotes, 2 questions that you would want to ask them and their answers and 3 images based of the artist.</p>
<p><b>Dope Artist of the Day (sprinkled throughout semester)</b></p>	<p>VIDEO: Artists of the 21st Century</p>	<p>Students watch videos of a contemporary artist who is changing the way people view art. Students then write a paragraph based on different topics presented by the teacher.</p>
<p><b>Pop-Up Critique (Sprinkled throughout semester)</b></p>		<p>As a class, students create a 4-square artist critique. with teacher led questions.</p>