











Painting I (1st Semester) Course Outline

This is an outline of your assignments in Painting I for you to refer back to throughout this year. Your curriculum is Studio based. You will work independently on each project and turn them in on the due date. Deadlines are about 2 to 4 weeks apart. Each project will be graded based on instructions given, technique used, creativity/originality, **time management**, and critique. Please reference your art from observation and/or photos *taken by you*. **No online images!** All work must be researched, pre-sketched and approved by the teacher before starting the final version. Your artwork **cannot** be taken home. Work must be done in class, before school or during academics.

Art Projects	Example	Description
<p style="text-align: center;">Portfolio Design</p>		<p>Students Create and design their own portfolio to house all of their artwork.</p>
<p style="text-align: center;">Color Scheme and Selfies</p>		<p>Take a selfie and learn how to posterize a picture. Print and trace picture onto watercolor paper. Paint using a color scheme.</p>

<p>Color Matching Abstract Design</p>		<p>Use a 1"x1" viewfinder in a magazine to find an interesting composition, color, and shapes. Enlarge and recreate the viewfinder image using paint, the colors must match.</p>
<p>Tempera Batik (man vs. nature)</p>		<p>Combine man-made objects and natural occurring objects in a design, paint using the tempera batik method.</p>
<p>VISUAL JOURNAL BOOK COVERS</p>		<p>Intro to collage, layering text, images, and color. o Students will create a book cover for their visual journals.</p>
<p>Artist Trading Cards</p>		<p>Create mini-works of art using at least three different materials per card. Students will complete at least 10 cards.</p>

<p>Artist Inspiration project</p>		<p>Randomly assign artists and work of art to students. Have the students research the artist/work of art. Create a painting based on the work of art (use as inspiration NOT a copy).</p>
<p>Visual Journal (Every other Monday)</p>		<p>Create an image inspired by different topics. This will be a daily grade.</p>
<p>Art history (Every other Monday)</p>		<p>You will make a "1 pager" style of notes that will go in your journal. You will need 5 facts about the artist, 2 quotes, 2 questions that you would want to ask them and their answers and 3 images based of the artist.</p>
<p>Dope Artist of the Day (sprinkled throughout semester)</p>	<p>VIDEO: Artists of the 21st Century</p>	<p>Students watch videos of a contemporary artist who is changing the way people view art. Students then write a paragraph based on different topics presented by the teacher.</p>
<p>Pop-Up Critique (Sprinkled throughout semester)</p>		<p>As a class, students create a 4-square artist critique. with teacher led questions.</p>