



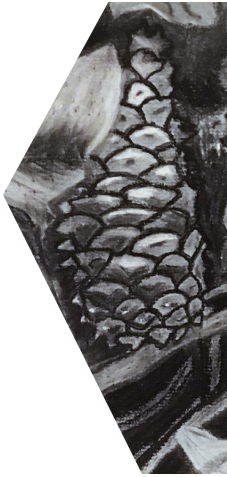







## **Drawing I (2nd Semester) Course Outline**

This is an outline of your assignments in Drawing I for you to refer back to throughout this year. Your curriculum is Studio based. You will work independently on each project and turn them in on the due date. Deadlines are about 2 to 4 weeks apart. Each project will be graded based on instructions given, technique used, creativity/originality, **time management**, and critique. Please reference your art from observation and/or photos taken by you. **No online images!** All work must be researched, pre-sketched and approved by the teacher before starting the final version. Your artwork **cannot** be taken home. Work must be done in class, before or during academics.

Art Projects	Example	Description
<b>Saddle Stitch Bookbinding</b>		Students design a cover for their sketchbook, decorating inside and out. Add pages using the saddle stitch book binding technique.
<b>Gesture Shoe Drawing</b>		Introduction to the elements of design, focus on line, shape, color, form, pattern. Research shoe designers and find inspiration for their design.
<b>Negative Space Study</b>		Making two designs with the cut out shapes
<b>Value Study</b>		Students will complete a value study, adding and removing value.

<p><b>Variations on a theme</b></p>		<p>Complete three drawings of natural objects one in pen, one in charcoal, one in mixed media</p>
<p><b>Architecture Study</b></p>		<p>Create a charcoal drawing of an exterior or interior architecture space</p>
<p><b>Printmaking</b></p>		<p>A base collage is made, and a carved linoleum block is printed on top to create a work of art that reflects an opinion on a current event.</p>

<p><b>Robert Longo Portrait</b></p>		<p>Students will create their own Robert Longo inspired self-portrait.</p> <p>Portrait will be a full body, charcoal drawing that shows movement.</p>
<p><b>Visual Journal (Every other Monday)</b></p>		<p>Create an image inspired by different topics. This will be a daily grade.</p>
<p><b>Art history (Every other Monday)</b></p>		<p>You will make a "1 pager" style of notes that will go in your journal. You will need 5 facts about the artist, 2 quotes, 2 questions that you would want to ask them and their answers and 3 images based of the artist.</p>
<p><b>Dope Artist of the Day (sprinkled throughout semester)</b></p>	<p>VIDEO: Artists of the 21st Century</p>	<p>Students watch videos of a contemporary artist who is changing the way people view art. Students then write a paragraph based on different topics presented by the teacher.</p>

Pop-Up Critique  
(Sprinkled  
throughout  
semester)

<p><b>STEP 1: DESCRIBE</b></p> <p>List everything you see, even if you don't know what it is. Ask yourself:</p> <ul style="list-style-type: none"><li>• What do I see?</li><li>• What colors are used?</li><li>• What shapes are visible?</li><li>• Where is the scene?</li><li>• Are there any unknown objects?</li></ul>	<p><b>STEP 2: ANALYZE</b></p> <p>Explain how what you see, is being used in the piece of art. Ask yourself:</p> <ul style="list-style-type: none"><li>• How are lines used?</li><li>• How are shapes working?</li><li>• How are textures effective?</li><li>• How does the viewer's eye move around the piece?</li></ul>
<p><b>STEP 3: INTERPRET</b></p> <p>What is going on in the artwork? Ask yourself:</p> <ul style="list-style-type: none"><li>• What do I see happening?</li><li>• How does this make me feel?</li><li>• What is the most important part of this piece?</li><li>• Why did the artist create this piece?</li><li>• What does this art 'say' to me?</li></ul>	<p><b>STEP 4: DECIDE</b></p> <p>Do you like this piece of art? Why or Why Not? Ask yourself:</p> <ul style="list-style-type: none"><li>• What do I like about this piece?</li><li>• What did the artist do best?</li><li>• What do I dislike about this piece?</li><li>• What would I change if I were the artist?</li></ul>

As a class, students create a 4-square artist critique. with teacher led questions.