

FLUTE

SELECTED STUDIES FOR FLUTE

(Voxman/Rubank)

NOTE: NO REPEATS ARE TO BE TAKEN IN ANY EXERCISE.

YEAR A		
Page 4	<i>A Minor. Sarabande by Bach</i> Start in measure 4 of line 6 after the breath mark and play to the end.	♩ = 60-76
Known Errata:		
1. Line 7, measure 4, fourth note should be D. 2. Line 8, measure 2, first note should be C.		
Page 50	<i>Allegro by Heinze</i> Start in measure 3 of line 6 and play to the end.	♩ = 76-92
YEAR B		
Page 12	<i>D Minor. Lento by Andersen</i> Play through measure 24.	♩ = 54
Page 64	<i>Capriccio in D Major by Karg-Elert</i> Play all.	♩ = 120-126
Known Errata:		
Line 3, measure 2, the eighth sixteenth note B should be C#. Add a crescendo to the first 2 beats of line 10, measure 2 to the dynamic "forte" on beat 3. Add the dynamic "forte" on line 11, measure 2, beat 1. Also, the second to last note of measure 20 should be A.		
YEAR C		
Page 8	<i>E Minor by Ferling</i> Play from the beginning to the first note of measure 2 of line 7 (measure 24).	♩ = 48
Page 24	<i>A Major by Koehler</i> Play from the beginning to the half note A in measure 2 of line 9 (measure 23).	♩ = 112
YEAR D		
Page 10	<i>F Major by Kohler</i> Play from the beginning to the F in measure 4 at the end of line 4.	♩ = 52-60
Page 5	<i>Bouree Anglaise by Bach</i> Start on the second note of measure 4 on line 4 and play to the end.	♩ = 88-100
Known Errata:		
1. Line 8, first note should be A. 2. Line 8, measure 4, second note should be F#.		
YEAR E		
Page 38	<i>A^b Major by Soussmann</i> Play through measure 2 of line 7.	♩ = 69
Known Errata:		
Change articulation in measures 9-10 to match those in measures 11-12.		
Page 18-19	<i>Allegro Vivo by Gariboldi</i> Play to the first note of measure 2 on line 8, then skip to measure 76 on page 19 and play to the downbeat of measure 83 (the first note of measure 2 on line 8 takes the place of the eighth rest on the downbeat of measure 76).	♩ = 100-126
Known Errata:		
1. First note line 8, page 18 should be A. 2. The slur in measure 10 should extend to the high F# in measure 11.		

1. G Major Scale



The image displays a musical score for a piece, likely a piano solo, divided into two main sections. The first section, titled "Allegro vivo", is in 2/4 time and features a melody with many triplets and slurs. Dynamics include *p* (piano), *ff* (fortissimo), and *dim.* (diminuendo). The second section, titled "Poco meno mosso", is in 3/4 time and features a melody with slurs and a *con anima* marking. Dynamics include *p* (piano) and *cresc.* (crescendo). The score is written on a grand staff with a treble clef and a key signature of one sharp (F#).

A_b MAJOR

Andante cantabile (♩ = 69)

Soussmann

mp

tr

3

tr

tr

3

tr

3

Tempo I

rall.

p 3 3

f *ff*

p *dim.* *p*

p *f* *p e cresc. sempre*

tr *tr* *tr* *tr*



OBOE


48 FAMOUS STUDIES FOR OBOE OR SAXOPHONE

(W. Ferling, Rev. by Albert Andraud/Southern Music Co.)

NOTE: NO REPEATS ARE TO BE TAKEN IN ANY EXERCISE.

YEAR A

Page 7, #13


Andante con gusto = 54-60

Play from the beginning to measure 3 on line 6.

Known Errata:

There should be a dot on the quarter note on beat 2 of measure 3 of line 2.

Page 4, #8


Allegro Moderato con Fuccho = 112-120

Play all.

Known Errata:Next to last note in measure 2 of line 5 should be high B \sharp .


YEAR B

Page 12, #23

Andante = 72-88

Start on line 2 (measure 9) and play to the end.


Page 9, #18

Vivace = 60-74

Play from the beginning to the downbeat of line 7 (top line F).

YEAR C

Page 6, #11

Larghetto = 72-80

Play from the beginning to the downbeat quarter note in measure 18.


Page 7, #14

Scherzo = 104-112

Play all.


YEAR D

Page 4, #7

Largo = 42-56

Start in measure 4 of line 2 and play to the end.


Page 10, #20

Allegretto = 96-104

Play all.


YEAR E

Page 3, #5

Andante Cantabile = 72-80

Play from the beginning to the downbeat of measure 3 on line 5.

Page 2, #4

Allegro Moderato = 108-126

Play all.

ATSSB Oboe Scales

Scales should be performed as written and may or may not be performed connected. All scales are to be played at a minimum of $\text{♩} = 120$


1. G Major Scale



2. C Major Scale



3. F Major Scale




4. Bb Major Scale



5. Eb Major Scale



6. Ab Major Scale



7. Db Major Scale



8. Chromatic Scale



Andante cantabile (80=♩)

♩ = 72-80

p
mf cresc. *f* *p*
rit.
f
9TH START HERE
p
pp *mf*
poco rall. *END*

Allegretto scherzo (76=♩)

f

Andantino (100 = ♩)

3 *p* (1) *f* *p* *mf* *p* *pp* *cresc.* *f* *p* *pp* *rit.* **Tempo** *pp* *cresc.* *f* *p* *pp*

4th START

Allegro moderato (126 = ♩) ♩ = 120-132

4 *ff* *staccato* 4th STOP (1)

B \flat CLARINET
ARTISTIC STUDIES BOOK 1 – FROM THE FRENCH SCHOOL
 (Hite/Southern Music Co.)

NOTE: NO REPEATS ARE TO BE TAKEN IN ANY EXERCISE.

YEAR A

Page 26, #24

Adagio by Fiorillo

♩ = 54-60

Play from the beginning through measure 15.

Known Errata:

The last note of line 1 should be an A \flat .

Page 25, #23

Allegro Vivace by Schubert

♩ = 60-72

Play from the beginning to the first note of measure 28.

YEAR B

Page 51, #5

Adagio

♩ = 58

Start after the eighth rest in measure 16 and play to the first note of measure 28.

Page 54, #8

Allegro

♩ = 96

Play from measure 32 through measure 61.

YEAR C

Page 59, #13

Adagio non troppo

♩ = 54-63

Play from the beginning through measure 24.

Page 58, #12

Allegro Moderato

♩ = 88

Play from the beginning to the downbeat of measure 25.

YEAR D

Page 34, #32

Adagio non troppo

♩ = 52-60

Start on beat 3 of measure 7 and play to the first note of measure 25.

Known Errata:

The first note of the last group of 32nd notes in measure 12 should be C \sharp .

Page 56, #10

Allegro

♩ = 80-92

Start after the eighth rest in measure 16 and play to the end.

Known Errata:

The 1st note in measure 21 should be an A \flat (the flat is omitted in earlier editions).

YEAR E

Page 20, #18

Adagio by Fiorillo

♩ = 60-69

Start after the eighth rests in measure 8 and play to the eighth rest in measure 16.

Known Errata:

1. Measure 15, the dotted eighth note should be an A \sharp .
2. Measure 15, the 32nd notes after the dotted eighth note should be triplets.
3. Measure 14 is to be played as indicated below:



Page 69, #24

All \grave{e} gro Moder \grave{a} to

♩ = 92

Play the last 4 lines (start in measure 33 and play to the end).

ATSSB B \flat Clarinet Scales

Scales should be performed as written and may or may not be performed connected. All scales are to be played at a minimum of $\text{♩} = 120$

1. Concert G (written A) Major Scale



2. Concert C (written D) Major Scale



3. Concert F (written G) Major Scale



4. Concert B \flat (written C) Major Scale



5. Concert E \flat (written F) Major Scale



6. Concert A \flat (written B \flat) Major Scale



7. Concert D \flat (written E \flat) Major Scale



8. Chromatic Scale



Adagio ♩=60

FEDERIGO FIORILLO

No. 18.

mf *espressivo e ardentemente*

poco f *p* *mf* *p*

mf *p* *dolce*

mf

f *p* *mf* *con tinto*

cresc. *f* *dim. rit.*

pp *pp* *mf* *p* *declamando*

cantabile

f *mp* *cresc.* *f* *p* *mp* *p* *mf*

incalzando *ff*

placido *f*

p *cresc.*

mf *rit.* *pp*

1' 02"

Allegro moderato ♩=92

24. *mf* leggiero e semplice

5

10

15

20

25

30

35

40

45

mp

mf

f

mp

mf

p

A tempo

mf

f

mf

ff

B \flat BASS & CONTRA CLARINETS

ADVANCED STUDIES FROM THE WORKS OF JULIUS WEISSENBORN

(Adapted by William E. Rhodes/Southern Music Co.)

NOTE: NO REPEATS ARE TO BE TAKEN IN ANY EXERCISE.

YEAR A

Page 7, #11

Andante

Andante ♩ = 72-80

Play from the beginning through line 8.

Allegro ♩ = 152-176

Skip the *Fine* ending.

Page 2, #3

Allegro moderato

♩ = 120

Play all.

YEAR B

Page 26, #33

Intrada/Andante

♩ = 76-80

Play from the beginning through measure 3 of line 6.

Page 3, #5

Allegro assai

♩ = 144-168

Play from the beginning to the fermata on line 9.

Known Errata:

The last two eighth notes of line 3 should be tongued.

YEAR C

Page 16, #21

Allegretto

♩. = 72

Play from the beginning through measure 4 on line 9.

Page 2, #4

Allegro furioso

♩ = 120

Play all.

YEAR D

Page 5, #7

Scherzo

♩. = 92-108

Play all.

Page 6, #10

Allegro moderato

♩ = 88-96

Play all.

YEAR E

Page 5, #8

Marcia - risoluto

♩ = 112-126

Play all.

Page 1, #2

Allegro - risoluto

♩. = 60

Play all.

Known Errata:

1. Line 3, measure 4, 3rd note G should be A.
2. Line 3, measure 5, 3rd note F should be E.

ATSSB B \flat Bass & Contra Clarinet Scales

Scales should be performed as written and may or may not be performed connected. All scales are to be played at a minimum of $\text{♩} = 120$

1. Concert G (written A) Major Scale



2. Concert C (written D) Major Scale



3. Concert F (written G) Major Scale



4. Concert B \flat (written C) Major Scale




5. Concert E \flat (written F) Major Scale




6. Concert A \flat (written B \flat) Major Scale



7. Concert D \flat (written E \flat) Major Scale



8. Chromatic Scale



7. *p*

f

f

f

f

Fine

Major

p dolce

f

p

D.C. al Fine.

Marcia - Risoluto

8. *poco f*

sf

sf

p dolce

cresc.

f

sf

sf

Allegro moderato - With full tone

1.

Allegretto - risoluto

2.

B-256

E_b ALTO & BARITONE SAXOPHONES
48 FAMOUS STUDIES FOR OBOE OR SAXOPHONE
 (W. Ferling, Rev. by Albert Andraud/Southern Music Co.)

NOTE: NO REPEATS ARE TO BE TAKEN IN ANY EXERCISE.

YEAR A

Page 7, #13

Andante con Gusto

 = 54


Play from the beginning through measure 26.

Known Errata:

Measure 3, line 2, there should be a dot on the beat 2 high A.

Page 4, #8

Allegro moderato con fuoco

 = 120

Play all.


Known Errata:

Next to last note in measure 2 of line 5 should be a high B \flat .

YEAR B

Page 10, #19

Andante

 = 100

Play all.

Known Errata:

On beat 2 of measure 4, the first note should be a G, not an A.

Page 15, #30

Allegro poco moderato

 = 116

Play all.

Known Errata:

The F \sharp in the 3rd group of 16th notes in measure 2 of line 7 should be an F \sharp .

YEAR C

Page 1, #1

Adagio con espressione

 = 92

Play from the beginning to the downbeat of measure 16.

Page 14, #28

Allegro spiritoso

 = 116

Play all.

YEAR D

Page 15, #29

Andante amabile

 = 88

Play all.

Page 13, #26

Allegro con brio


 = 126

Play all.

YEAR E

Page 3, #5

Andante cantabile

 = 80

Play from the beginning to the first note of measure 32.

Page 9, #18

Vivace

 = 84

Play all.

Scales should be performed as written and may or may not be performed connected. All scales are to be played at a minimum of $\text{♩} = 120$

1. Concert G (written E) Major Scale



2. Concert C (written A) Major Scale



3. Concert F (written D) Major Scale



4. Concert B \flat (written G) Major Scale



5. Concert E \flat (written C) Major Scale



6. Concert A \flat (written F) Major Scale



7. Concert D \flat (written B \flat) Major Scale



8. Chromatic Scale



Andante cantabile (80 = ♩)

♩ = 72-80

5

p

mf cresc. *f* *p*

rit.

f

9TH START HERE

p

pp *mf*

poco rall.

V END

Allegretto scherzo (76 = ♩.)

6

f

$\text{♩} = 72 - 58$

Adagio cantabile (88 = ♩)

17 *poro f* *p* *rit.* *Cad.* *f legato* *p* *mp* *f* *mp* *p* *mp* *ff* *p* *mp* *stop*

Year B

Vivace (84 = ♩)

$\text{♩} = 60 - 74$

18 *stop* *cresc.* *f* *p* *stop* *ff*

B \flat TENOR SAXOPHONES
48 FAMOUS STUDIES FOR OBOE OR SAXOPHONE
 (W. Ferling, Rev. by Albert Andraud/Southern Music Co.)

NOTE: NO REPEATS ARE TO BE TAKEN IN ANY EXERCISE.

YEAR A

Page 7, #13

Andante con Gusto

 = 54

Play from the beginning through measure 26.

Known Errata:

Measure 3, line 2, there should be a dot on the beat 2 high A.

Page 4, #8

Allegro moderato con fuoco

 = 120

Play all.


Known Errata:

Next to last note in measure 2 of line 5 should be a high B \flat .

YEAR B

Page 10, #19

Andante

 = 100

Play all.

Known Errata:

On beat 2 of measure 4, the first note should be a G, not an A.

Page 15, #30

Allegro poco moderato

 = 116

Play all.

Known Errata:

The F \sharp in the 3rd group of 16th notes in measure 2 of line 7 should be an F \sharp .

YEAR C

Page 1, #1


Adagio con espressione

 = 92

Play from the beginning to the downbeat of measure 16.

Page 14, #28

Allegro spiritoso

 = 126

Play all.

YEAR D

Page 15, #29

Andante amabile

 = 88

Play all.

Page 13, #26

Allegro con brio

 = 116

Play all.

YEAR E

Page 3, #5

Andante cantabile

 = 80

Play from the beginning to the first note of measure 32.

Page 9, #18

Vivace

 = 84

Play all.

ATSSB B \flat Tenor Saxophone Scales

Scales should be performed as written and may or may not be performed connected. All scales are to be played at a minimum of $\text{♩} = 120$

1. Concert G (written A) Major Scale



2. Concert C (written D) Major Scale



3. Concert F (written G) Major Scale



4. Concert B \flat (written C) Major Scale



5. Concert E \flat (written F) Major Scale




6. Concert A \flat (written B \flat) Major Scale



7. Concert D \flat (written E \flat) Major Scale



8. Chromatic Scale



$\text{♩} = 72 - 88$

I

9

Adagio cantabile (88 = ♩)

17 *poco f* *p* *Cad.* *cresc.* *f legato* *tr* *rit.* *STCF*

Year B

start
Vivace (84 = ♩) $\text{♩} = 60 - 74$

18 *cresc.* *f* *p* *stop* *ff*

Saxophone

III

Andante cantabile (80 = ♩)

♩ = 72-80

3

5

p

mf cresc. *f* *p*

rit.

f

9TH START HERE

p

pp *mf*

poco rall. END

Allegretto scherzo (76 = ♩)

6

f

FRENCH HORN

SIXTY SELECTED STUDIES

(Kopprasch/Kalmus)

NOTE: NO REPEATS ARE TO BE TAKEN IN ANY EXERCISE.

YEAR A

Page 34, #46

Adagio

 = 68-72

Play from the beginning to the middle C eighth note before the double bar on line 4.

Known Errata:

In measure 2 of line 4, each B should have a natural on it.

Page 27, #37

Allegro


 = 84-92

Start in measure 12 and play to the end.

YEAR B

Page 45, #59


Larghetto

 = 60-72

Play first three lines.

Page 37, #50

Presto

 = 96-112

Start in measure 4 of line 4 and play to the end.

Known Errata:

1. Play B \natural throughout measure 15 and 17.
2. Measure 25, the G \sharp on the 2nd triplet should be G \sharp .
3. The F \sharp in measure 19 on beat 3 should be an F double sharp.

YEAR C

Page 40, #53


Largo

 = 80

Play first four lines.

Pages 38-39, #52

Allegro vivace

 = 92-104

Play from the beginning to the quarter rest in measure 23.

Known Errata:

1. Measure 13, second 16th note should be a C \sharp (the remaining C's in the measure are C natural).

YEAR D

Page 15, #22


Adagio espressivo

 = 80

Play from the beginning through measure 2 of line 4. Disregard the dotted eighth D and sixteenth note E on beat four of measure 12 and play the D trill with the slurred C and D Nachschlag instead.

Page 32, #43

Allegretto


 = 92-104

Play from the beginning to beat 1 of measure 5 on line 5.

YEAR E

Page 36, #49


Adagio

 = 100-120

Play first three lines.

Page 13, #19

Allegro

 = 48-56

Play from the beginning through measure 2 of line 7.

Known Errata:

1. There should be no A \sharp accidental in measure 8. It is an A \flat .

ATSSB French Horn Scales in F

Scales should be performed as written and may or may not be performed connected. All scales are to be played at a minimum of $\text{♩} = 120$

1. Concert G (written D) Major Scale



2. Concert C (written G) Major Scale



3. Concert F (written C) Major Scale



4. Concert B \flat (written F) Major Scale



5. Concert E \flat (written B \flat) Major Scale



6. Concert A \flat (written E \flat) Major Scale



7. Concert D \flat (written A \flat) Major Scale



8. Chromatic Scale



Nr. 48 Allegro moderato

p sempre staccato *cresc.* *f*
p *p* *f*
p *p* *f*
p *cresc.*
f *cresc.* *a tempo*
f *p cresc.* *f*
f *mf* *p* *rit.*

Nr. 49 Adagio (in G, A und B \flat)

p dolce *f* *p*
ten. ten. ten. ten. ten. ten. ten. ten.
p *mf* *p* **) 1* **) 2* **) 3*
mf

*) Ausführung - Played

1. 2. 3.

Nr. 19 Allegro

The musical score for Nr. 19 Allegro consists of 12 staves of music. The key signature is one sharp (F#) and the time signature is 6/8. The score is characterized by rapid sixteenth-note passages and dynamic contrasts. The dynamics and markings are as follows:

- Staff 1: *p*, *cresc.*, *p*, *cresc.*
- Staff 2: *f*
- Staff 3: *p*, *f*
- Staff 4: *f*, *mf*, *f*
- Staff 5: *f*
- Staff 6: *p*, *f*
- Staff 7: *p*, *cresc.*, *mf*
- Staff 8: *p*, *cresc.*
- Staff 9: *f*
- Staff 10: *p*, *f*
- Staff 11: *p*
- Staff 12: *f*

The score includes various musical notations such as slurs, ties, and repeat signs, indicating a complex and dynamic piece of music.

CORNET - TRUMPET

SELECTED STUDIES FOR THE CORNET OR TRUMPET

(Voxman/Rubank)

NOTE: NO REPEATS ARE TO BE TAKEN IN ANY EXERCISE.

YEAR A

Page 21

Largo cantabile by Gatti

♩ = 56-66

Play from the beginning to the first note of line 8 (measure 21).

Page 17

Vivace by Bohme

♩ = 66-76

Play all.

Clarification:

In measure ten not counting the pickup note, all B's should be B \sharp .

YEAR B

Page 32

Adagio Cantabile by Duhem

♩ = 60-72

Play from the beginning to the third beat of measure 3 on line 6.

Known Errata:

Measure 9, fourth note should be a 16th note.

Page 3

Alla Breve by Bohme

♩ = 96-104

Play all.

YEAR C

Page 8

Adagio Cantabile by Duhem

♩ = 44-50

Play from the 4th measure of the 4th line to the first note of line 11.

Known Errata:

1. In the cadenza on line 10, the G in the second group of 32nd notes should be a G \sharp and the F after the low D fermata should be an F \sharp .
2. In the last measure of line 7 on beat 4, there should be a natural on the fifth note - D (the flat does NOT carry through the measure).

Page 27

Allegretto by Bohme

♩ = 88-96

Play all.

YEAR D

Page 2

Adagio cantabile by Gallay

♩ = 60-72

Play from measure 3 of line 2 to the first note of measure 3 on line 8.

Page 35

Allegro Mosso

♩ = 72-92

Play all.

YEAR E

Page 14

Valse-Lentement by Bohme

♩ = 70-80

Play the first five lines.

Known Errata:

Line 3, measure 3, third note is a B.

Page 16

Allegro marziale by Gatti

♩ = 112-120

Play to the first note of measure 3 on line 8 (dotted half D).

ATSSB Cornet-Trumpet Scales

Scales should be performed as written and may or may not be performed connected. All scales are to be played at a minimum of ♩ = 120

1. Concert G (written A) Major Scale



2. Concert C (written D) Major Scale



3. Concert F (written G) Major Scale



4. Concert B♭ (written C) Major Scale




5. Concert E♭ (written F) Major Scale



6. Concert A♭ (written B♭) Major Scale



7. Concert D♭ (written E♭) Major Scale



8. Chromatic Scale



E Minor

Valse, lentamente

BÖHME

p

mf

p

a tempo

rit.

p

mf

p

dim.

$\text{♩} = 116 - 126$ B \flat Major

Allegro marziale

GATT

mf

f

ff squillante (resonantly)

pp

ff squillante pp

cresc.

f

p

pp

cresc.

f

ff squillante

pp

ff squillante pp

p

cresc.

f

pp

cresc.

f

p

cresc.

ff

ff

pp

STOP

ff

pp

TROMBONE

SELECTED STUDIES FOR TROMBONE

(Voxman/Rubank)

NOTE: NO REPEATS ARE TO BE TAKEN IN ANY EXERCISE.

All years: To be performed on a tenor slide trombone. There are some etudes that do not match the trumpet, baritone, bass trombone and tuba etudes because of the differences in slide and valve techniques required.

YEAR A

Page 19

Largo cantabile by Gatti

♩ = 56-66

Play from the beginning to the first note on line 7 (measure 21).

Page 15

Vivace by Bohme

♩ = 66-76

Play all.

Known Errata:

In measure ten not counting the pickup note, all A's should be A \flat .

YEAR B

Page 30

Adagio cantabile by Duhem

♩ = 60-72

Play from the beginning to the third beat of measure 3 on line 6.

Page 3

Alla Breve by Bohme

♩ = 96-104

Play all.

YEAR C

Page 43

Andante affettuoso by Dieppo

♩ = 48-56

Play from the beginning to the first note of line 6.

Known Errata:

4th measure of 4th line, 4th note should be D \sharp .

Page 25

Allegretto by Bohme

♩ = 88-96

Play all.

YEAR D

Page 26

Andante con moto by Blazhevich

♩ = 88-96

Play from the beginning to the double bar on line 6.

Page 33

Allegro Mosso

♩ = 72-92

Play all.

YEAR E

Page 13

Valse-Lentement by Bohme

♩ = 70-80

Play the first five lines.

Page 14

Allegro marziale by Gatti

♩ = 112-120

Play to the first note of measure 3 on line 8 (dotted half C).


Known Errata:

Line 7, measure 1, second note should be high F.


ATSSB Trombone Scales

Scales should be performed as written and may or may not be performed connected. All scales are to be played at a minimum of $\text{♩} = 120$


1. G Major Scale




2. C Major Scale



3. F Major Scale




4. Bb Major Scale




5. Eb Major Scale




6. Ab Major Scale



7. Db Major Scale



8. Chromatic Scale



$\text{♩} = 140 - 168$

D Minor

Play entire cut

BÖHME

Valse lentement

p

mf

p

rit

p a tempo

mf

p

dim.

II Ab Major

GATTI

Allegro marziale

 $\text{♩} = 116 - 126$ 4th
start

mf

f

ff squillante [resonantly] pp

ff squillante pp

cresc.

f

p

pp

cresc.

f

ff squillante pp

pp

cresc.

f

p

cresc.

ff

ff

pp

STOP

ff

BASS TROMBONE**Transcribed from SELECTED STUDIES FOR BARITONE**

(Only available from ATSSB by permission of Rubank)


(Voxman/Rubank)

NOTE: NO REPEATS ARE TO BE TAKEN IN ANY EXERCISE.**YEAR A****Etude No. 1***Largo cantabile by Gatti* = 56-66

Start at the beginning and stop after the first note C on line 7.

Known Errata:


1. In measure eight, the marking "f lebile" should be "flebile" - meaning "mournfully".

Etude No. 2*Vivace by Bohme* = 66-76


Play all.

Known Errata:


1. In measure ten not counting the pickup note, all A's should be A \sharp .

YEAR B**Etude No. 1***Adagio Cantabile by Duhem* = 60-72


Play all.

Etude No. 2*Alla Breve by Bohme* = 96-104


Play all.

YEAR C**Etude No. 1***Adagio Cantabile by Duhem* = 44-50


Play from the last measure of the 3rd line to the end.

Etude No. 2*Allegretto by Bohme* = 88-96


Play all.

YEAR D**Etude No. 1***Adagio cantabile by Gallay* = 60-72

Start on measure 2 of line 2 and play to the end.

Etude No. 2*Allegro Mosso* = 72-92

Play all.

YEAR E**Etude No. 1***Valse-Lentement by Bohme* = 70-80

Play all.

Etude No. 2*Allegro marziale by Gatti* = 112-120

Play all.

ATSSB Bass Trombone Scales

Scales should be performed as written and may or may not be performed connected. All scales are to be played at a minimum of $\text{♩} = 120$

1. G Major Scale



2. C Major Scale



3. F Major Scale




4. Bb Major Scale




5. Eb Major Scale



6. Ab Major Scale



7. Db Major Scale



8. Chromatic Scale



D Minor

Bass Trombone
ATSSB etude No. 1

Excerpted from the Rubank
Selected Studies for Baritone

BOHME

Valse lentement ♩ = 70-80

p *mf* *p*

Copyright © by Rubank, Inc.
International Copyright Secured
All Rights Reserved

Bass Trombone
ATSSB etude No. 2
Year E

A^b Major
Excerpted from the Rubank
Selected Studies for Baritone

GATTI

Allegro marziale ♩ = 112-120

mf

f

ff squillante [resonantly] *pp*

ff squillante *pp* cresc.

f *p* *pp*

cresc. *f* squillante *ff* *pp*

squillante *ff* *pp* *p*

cresc. *f*

Copyright © by Rubank, Inc.
International Copyright Secured
All Rights Reserved

BASS CLEF BARITONE

SELECTED STUDIES FOR BARITONE


(Voxman/Rubank)

NOTE: NO REPEATS ARE TO BE TAKEN IN ANY EXERCISE.

YEAR A

Page 18

Largo cantabile by Gatti

 = 56-66

Play from the beginning to the first note C on line 7 (measure 21).

Page 15

Vivace by Bohme

 = 66-76

Play all.


Known Errata:

In measure 10 not counting the pickup note, all A's should be A \flat .

YEAR B

Page 30


Adagio Cantabile by Duhem

 = 60-72

Play from the beginning to the third beat of measure 3 on line 6.

Page 3

Alla Breve by Bohme


 = 96-104

Play all.

YEAR C

Page 6

Adagio Cantabile by Duhem

 = 44-50


Play from the 2nd measure of the 4th line to the 1st note of the 2nd measure of line 10.

Known Errata:

1. In measure one of line 9, the last note B \sharp should be a B \flat .
2. In measure two of line 9, the F in the second group of 32nd notes should be an F \sharp .
3. In measure one of line 10, the 7th and 9th notes should be E \flat .
4. In the last measure of line 6 on beat 4, there should be a natural on the fifth note - C (the flat does NOT carry through the measure).

Page 25

Allegretto by Bohme

 = 88-96

Play all.

YEAR D

Page 2


Adagio cantabile by Gally

 = 60-72

Start in measure 2 of line 2 and play to the first note of measure 2 on line 8 (dotted quarter B \flat).

Page 33

Allegro Mosso


 = 72-92

Play all.

YEAR E

Page 12


Valse-Lentement by Bohme

 = 70-80

Play the first five lines.

Page 14

Allegro marziale by Gatti

 = 112-120

Play to the first note of measure 3 on line 8 (dotted half C).


Known Errata:

Line 7, measure 1, second note should be high F.


ATSSB Baritone Bass Clef Scales

Scales should be performed as written and may or may not be performed connected. All scales are to be played at a minimum of $\text{♩} = 120$

1. G Major Scale



2. C Major Scale




3. F Major Scale



4. Bb Major Scale



5. Eb Major Scale




6. Ab Major Scale



7. Db Major Scale



8. Chromatic Scale



$\text{♩} = 140 - 168$

D Minor

Play entire cot

BÖHME

Valse lentement

p

mf

p

mf

dim.

p a tempo

mf

p

dim.

II Ab Major

GATTI

Allegro marziale

♩ = 116 - 126

alt
start

mf

f

ff squillante [resonantly] pp

ff squillante pp *cresc.*

f *p* *pp*

cresc. *f* *ff squillante pp*

ff squillante pp *p*

cresc. *f* *pp* *cresc.*

cresc. *f* *p* *cresc.*


ff *ff* *pp*

STOP *ff*

TUBA

Transcribed from **SELECTED STUDIES FOR BARITONE**
 (Only available from ATSSB by permission of Rubank)
 (Voxman/Rubank)


NOTE: NO REPEATS ARE TO BE TAKEN IN ANY EXERCISE.

YEAR A**Etude No. 1***Largo cantabile by Gatti* = 56-66


Start at the beginning and stop after the first note C on line 7.

Known Errata:


1. In measure eight, the marking "f lebile" should be "flebile" - meaning "mournfully".

Etude No. 2*Vivace by Bohme* = 66-76


Play all.

Known Errata:In measure ten not counting the pickup note, all A's should be A \sharp .**YEAR B****Etude No. 1***Adagio Cantabile by Duhem* = 60-72


Play all.

Etude No. 2*Alla Breve by Bohme* = 96-104


Play all.

YEAR C**Etude No. 1***Adagio Cantabile by Duhem* = 44-50


Play from the last measure of the 3rd line to the end.

Etude No. 2*Allegretto by Bohme* = 88-96


Play all.

YEAR D**Etude No. 1***Adagio cantabile by Gallay* = 60-72


Start on measure 2 of line 2 and play to the end.

Etude No. 2*Allegro Mosso* = 72-92

Play all.

YEAR E**Etude No. 1***Valse-Lentement by Bohme* = 70-80

Play all.


Etude No. 2*Allegro marziale by Gatti* = 112-120

Play all.

ATSSB Tuba Scales

Scales should be performed as written and may or may not be performed connected. All scales are to be played at a minimum of $\text{♩} = 120$


1. G Major Scale



2. C Major Scale



3. F Major Scale



4. Bb Major Scale



5. Eb Major Scale




6. Ab Major Scale



7. Db Major Scale



8. Chromatic Scale



D Minor

Excerpted from the Rubank
Selected Studies for Baritone

Tuba ATSSB etude No. 1
Year E

BOHME

Valse lentement ♩ = 70-80

p

mf

p

Copyright © by Rubank, Inc.
International Copyright Secured
All Rights Reserved

A^b Major

Excerpted from the Rubank
Selected Studies for Baritone

GATTI

Allegro marziale ♩ = 112-120

The first system of the musical score consists of two staves. The upper staff is in bass clef with a key signature of three flats (B-flat, E-flat, A-flat) and a common time signature (C). It begins with a mezzo-forte (*mf*) dynamic. The lower staff is also in bass clef with the same key signature and time signature. It features a crescendo leading to a forte (*f*) dynamic, followed by a section marked 'squillante [resonantly]' with a fortissimo (*ff*) dynamic, and then a piano (*pp*) section. Both staves contain eighth and sixteenth notes, with some triplets indicated by a '3' over the notes.

mf

f

squillante
[resonantly] *ff*

pp

Copyright © by Rubank, Inc.
International Copyright Secured
All Rights Reserved

Copyright © by Rubank, Inc.
International Copyright Secured
All Rights Reserved

UNIFIED PERCUSSION

SNARE DRUM: PORTRAITS IN RHYTHM (Anthony J. Cirone/Warner Brothers Music)

MALLETS: MODERN SCHOOL FOR XYLOPHONE, MARIMBA, VIBRAPHONE (Morris Goldberg/musical interpretations and editing by Anthony J. Cirone, published by Alfred Music)

TIMPANI: MODERN METHOD FOR TYMPANI (Saul Goodman, edited by Kohloff, Werdesheim and Cirone/Alfred Music or Warner-Brothers)



YEAR A

SNARE DRUM: Page 13, #11, Play to the downbeat of line 9 (measure 12). Tempo as marked

Clarification: All quarter notes with rolls are followed by a dot and tie.

The dot is slightly hidden in some ties, but they are all dotted quarter notes.

MALLETS: Pages 92-93, #XXXVIII, Vivace. Play all.

 = 120-132
 = 96

TIMPANI: Page 63, #62 (three drum), *Allegro*. Play all.

YEAR B

SNARE DRUM: Page 28, #26, Play from measure 2 of line 6 (measure 17) to the end. Tempo as marked


Known Errata:

Measure 25, beat 7 should have a tie into the release like beat 1.

Measure 29, add a tie connecting the flam on the 'te' of beat 5 to the downbeat of beat 6.


MALLETS: Page 76, #XVIII

Play all.

 = 72

TIMPANI: Page 60, #57 (two drum), in F & C.

Play through measure 6 of line 5 (measure 25). Stop on the rest at the beginning of measure 26.

 = 92

YEAR C

SNARE DRUM: Page 26, #24

Play from measure 1 of line 3 (measure 5) to the first note of measure 2 of line 11.

Tempo as marked

MALLETS: Page 94

Bach's Violin Concerto in A Minor

Play from the beginning to the first note of beat 2 in measure 2 of line 12.

 = 110-116

Known Errata:

1. Measure 9, last note tied to the next measure (10) is rolled.
2. In measures 21, 22, 25, and 27, the tied eighth note on the upbeat of the first count is rolled.

TIMPANI: Page 58, #53 (two drum), *Slow March*. Play all.

 = 66

YEAR D

SNARE DRUM: Page 52, #48, Play the first 8 lines.

Tempo as marked

Known Errata:

In older editions in measure 12, the last note should be an eighth note, not a sixteenth note.

MALLETS: Page 90, #XXXV, Allegretto, Play all.

 = 80

Known Errata:

Measure 24 should have a flat on the D, not a natural as is found in the new edition.

TIMPANI: Page 63, #60 (three drum), *Andante*, Play the first 4 lines. Stop on the rest at the beginning of measure 18.


 = 80

YEAR E


SNARE DRUM: Page 45, #42, Play the last 6 lines.

Tempo as marked

MALLETS: Page 69, #XI, Allegro assai, Play all.

 = 132

TIMPANI: Page 60, #58 (two drum), *In G & D*, Play from measure 4 of line 3 to the end.

 = 64

ATSSB Percussion Audition Guidelines

All percussion equipment to be used must be in the audition area before auditions begin. Students may take their sticks and mallets with them to the holding area but must leave equipment in the audition area.

State level chair audition will be held on cuts from the music to be performed in the All-State Band and will be posted online after Area.

ROUND ONE: SNARE DRUM

1. The first 5 students will be allowed in the audition room for a 30-second warmup timed by the Monitor.
2. After the warmup, all but the first performer will exit the room, then auditions begin.
3. If the individual student wishes to warm up, they may play a long roll for no more than five seconds (timed by the monitor), after which they will play the assigned etude.
4. After five students have auditioned, the next five will be allowed in to warm up (see No. 1 above).
5. This continues until all students have performed the first round (snare drum).

ROUND TWO: MALLETS

1. Beginning a third of the way down the audition list, the first 5 students will be allowed in the audition room for a 30-second warmup timed by the Monitor.
2. After the warmup, all but the first performer will exit the room, then auditions begin.
3. If the individual student wishes to warm up, they may play a long roll for no more than five seconds (timed by the monitor), after which they will play the assigned etude.
4. After five students have auditioned, the next five will be allowed in to warm up (see No. 1 above).
5. This continues until all students have performed the second round (mallets).

Mallet recommendations are as follows (*this list should be used as a reference for the type of mallet that should be used for the student's performance*):

- bells - hard rubber mallets such as 06 Mike Balter, gray, or medium plastic mallets.
- marimba - any medium firm yarn wrapped marimba mallet such as Encore 32AY, Innovative 603H or Balter 222.
- xylophone - medium hard rubber mallets such as Encore 1038, Innovative ENS360, or Balter 5.

Students should refrain from using any plastic mallets, brass mallets, or acrylic mallets.

ROUND THREE: TIMPANI

1. Beginning two-thirds of the way down the audition list, the first 5 students will be allowed in the audition room for a 30-second warmup timed by the Monitor.
2. After the warmup, all but the first performer will exit the room, then auditions begin.
3. The Monitor will lower all tuning pedals to the floor.
4. Each student will tune each timpani from any non-electronic source so long as it is audible to the judging panel. Each student will be given 30 seconds to tune the timpani. Timing will be done by the percussion monitor. After the tuning process, they must touch each drum from the lowest pitch to the highest pitch to demonstrate to the judges the resulting pitches before beginning the etude. They may play a long roll on the first note of the etude for no more than five seconds as a warmup, after which they will play the assigned etude. Judges will consider tuning in their adjudication of the etude.
5. After the student is done, the Monitor will lower the pedals to the floor again for the next student.
6. After five students have auditioned, the next five will be allowed in to warm up (see No. 1 above).
7. This continues until all students have performed the third round (timpani).

X

Vivo

Section X is a musical score in 8/8 time, marked 'Vivo'. It consists of seven staves of music. The notation includes various rhythmic values such as eighth and sixteenth notes, and rests. Large, sweeping curved lines are drawn across the staves, connecting notes across different staves, suggesting a complex melodic or harmonic relationship. Below the staves, there are several groups of letters: 'R R L' on the first staff, 'L R R L R' on the second, 'R L R' on the third, 'L' on the fourth, 'R L' on the fifth, 'R R' on the sixth, and 'L' on the seventh.

XI

Allegro assai

Section XI is a musical score in 4/4 time, marked 'Allegro assai'. It consists of seven staves of music. The notation includes various rhythmic values such as eighth and sixteenth notes, and rests. Below the staves, there are several groups of letters: 'R' on the first staff, 'R R' on the second, 'L L' on the third, 'L R' on the fourth, 'L R' on the fifth, 'L R' on the sixth, and 'R L R L L R L R' on the seventh.

Exercise 57

$\text{♩} = 92$
In F & C

f R R L R

cresc. molto

fff

To G & D

To C & A *p*

stop

A to F *f*

Exercise 58

$\text{♩} = 64$
In G & D

f

fp

To B \flat & F

To E \flat & B \flat

To F & C


fff

The thirty-second-note rhythms are not as difficult as they may at first appear. Should any trouble arise, the problematic passages may be practiced with the foot "in eight", that is, tapping each eighth-note.

42

Largo con moto ♩ = 48

The musical score for exercise 42 consists of ten staves of music. The tempo is marked "Largo con moto" with a quarter note equal to 48 beats (♩ = 48). The time signature is 4/4. The score is characterized by dense thirty-second-note passages, often grouped in threes (triplets) and marked with accents (>). Dynamic markings include *f* (forte), *ff* (fortissimo), *pp* (pianissimo), *p* (piano), *cresc.* (crescendo), *sfz* (sforzando), and *p* (piano). The score includes various articulations such as slurs, ties, and breath marks. The final staff concludes with a large, stylized bracket.



DOUBLE BASS**VARIOUS BOOKS (SEE EACH YEAR)****NOTE: NO REPEATS ARE TO BE TAKEN IN ANY EXERCISE.**

YEAR A – 57 Studies in Two Volumes, Volume 1
Storch-Hrabe (Fred Zimmerman), International Music Company

Page 27, #27

 = 68

Play from the beginning through the first note of measure 16.

Page 8, #7

 = 86

Play from the beginning through measure 24, beat 3 first note.

YEAR B – 30 Studies for String Bass
Simandl (Fred Zimmerman), International Music Company

Page 19, #17

 = 70

Play from the beginning to the key change.

Page 19, #17

 = 88

Begin at the Cantabile and stop at the Tempo I.


YEAR C – 30 Studies for String Bass
Simandl (Fred Zimmerman), International Music Company

Page 9, #7

 = 72

Play from the beginning through measure 36.

Page 10, #8

 = 98

Play from the beginning through measure 32. Stop at the key change.

YEAR D – 30 Studies for String Bass
Simandl (Fred Zimmerman), International Music Company


Page 27, #25

 = 80

Start on beat 3 of measure 8 and play through measure 32.

110 Studies, Opus 20**Sturm (Fred Zimmerman), International Music Company**

Page 2, #1

 = 108

Play all.

YEAR E – 30 Studies for String Bass
Simandl (Fred Zimmerman), International Music Company

Page 4, #2

 = 72

Play from the beginning through measure 33.

57 Studies in Two Volumes, Volume 1
Storch-Hrabe (Fred Zimmerman), International Music Company

Page 2, #1

 = 72

Play from the beginning through measure 22 (fermata).

ATSSB Double Bass Scales

Scales should be performed as written and may or may not be performed connected. All scales are to be played at a minimum of ♩ = 120

1. G Major Scale



2. C Major Scale




3. F Major Scale



4. Bb Major Scale




5. Eb Major Scale



6. Ab Major Scale



7. Db Major Scale



8. Chromatic Scale



TREBLE CLEF BARITONE

SELECTED STUDIES FOR THE CORNET OR TRUMPET

(Voxman/Rubank)

NOTE: NO REPEATS ARE TO BE TAKEN IN ANY EXERCISE.

YEAR A

Page 21

Largo cantabile by Gatti

♩ = 56-66

Play from the beginning to the first note of line 8 (measure 21).

Page 17

Vivace by Bohme

♩ = 66-76

Play all.

Known Errata:

In measure ten not counting the pickup note, all B's should be B \sharp .

YEAR B

Page 32

Adagio Cantabile by Duhem

♩ = 60-72

Play from the beginning to the third beat of measure 3 on line 6.

Known Errata:

Measure 9, fourth note should be a 16th note.

Page 3

Alla Breve by Bohme

♩ = 96-104

Play all.

YEAR C

Page 8

Adagio Cantabile by Duhem

♩ = 44-50

Play from the 4th measure of the 4th line to the 1st note of line 11.

Known Errata:

1. In the cadenza on line 10, the G in the second group of 32nd notes should be a G \sharp and the F after the low D fermata should be an F \sharp .
2. In the last measure of line 7 on beat 4, there should be a natural on the fifth note - D (the flat does NOT carry through the measure).

Page 27

Allegretto by Bohme

♩ = 88-96

Play all

YEAR D

Page 2

Adagio cantabile by Gallay

♩ = 60-72

Play from measure 3 of line 2 to the first note of measure 3 on line 8.

Page 35

Allegro Mosso

♩ = 72-92

Play all.

YEAR E

Page 14

Valse-Lentement by Bohme

♩ = 70-80

Play the first five lines.

Page 16

Allegro marziale by Gatti

♩ = 112-120

Play to the first note of measure 3 on line 8 (dotted half D).

1. Concert G (written A) Major Scale



First staff of musical notation for 'The Rose Tree' in G major, 2/4 time. The melody begins on G4 and concludes on G4 with a repeat sign.

The first staff of music shows the beginning of the scale. It starts with a treble clef and a key signature of one sharp (F#). The melody begins on middle C (C4) and ascends through the major scale: C4, D4, E4, F#4, G4, A4, B4, C5. The notation includes eighth and sixteenth notes, with some beamed together. A double bar line is placed after the eighth note (B4).

6. Concertino (written Bb), Major Scale

[illegible]

E_b ALTO & CONTRA CLARINETS
ADVANCED STUDIES FROM THE WORKS OF JULIUS WEISSENBORN
 (Adapted by William E. Rhodes/Southern Music Co.)

NOTE: NO REPEATS ARE TO BE TAKEN IN ANY EXERCISE.

YEAR A

Page 7, #11

Andante

Andante ♩ = 72-80

Play from the beginning through line 8.

Allegro ♩ = 152-176

Skip the *Fine* ending.

Page 2, #3

Allegro moderato

♩ = 120

Play all.

YEAR B

Page 26, #33

Intrada/Andante

♩ = 76-80

Play from the beginning through measure 3 of line 6.

Page 3, #5

Allegro assai

♩ = 144-168

Play from the beginning to the fermata on line 9.

Known Errata:

The last two eighth notes of line 3 should be tongued.

YEAR C

Page 16, #21

Allegretto

♩ = 72

Play from the beginning through measure 4 on line 9.

Page 2, #4

Allegro furioso

♩ = 120

Play all.

YEAR D

Page 5, #7

Scherzo

♩ = 92-108

Play all.

Page 6, #10

Allegro moderato

♩ = 88-96

Play all.

YEAR E

Page 5, #8

Marcia - risoluto

♩ = 112-126

Play all.

Page 1, #2

Allegro - risoluto

♩ = 60

Play all.


Known Errata:

1. Line 3, measure 4, 3rd note G should be A.
2. Line 3, measure 5, 3rd note F should be E.

ATSSB Eb Alto & Contra Clarinet Scales

Scales should be performed as written and may or may not be performed connected. All scales are to be played at a minimum of $\text{♩} = 120$

1. Concert G (written E) Major Scale



2. Concert C (written A) Major Scale



3. Concert F (written D) Major Scale



4. Concert B \flat (written G) Major Scale



5. Concert E \flat (written C) Major Scale



6. Concert A \flat (written F) Major Scale



7. Concert D \flat (written B \flat) Major Scale



8. Chromatic Scale



BASSOON

STUDIES FOR BASSOON - VOLUME II

(Weissenborn, edited by Kovar/International Music Co.)

NOTE: NO REPEATS ARE TO BE TAKEN IN ANY EXERCISE.

YEAR A

Pages 10-11, #15

Lento/Andante/Allegro scherzando

Andante ♩ = 72-80

Play from the Andante at the top of
page 11 through measure 4 of line 5 on page 11.

Allegro ♩ = 152-176

Page 4, #3

Allegro Moderato

♩ = 112-120

Play all.

YEAR B

Page 37, #44

Tema Con Variazioni

♩ = 76-80

Play the first seven lines.

Page 8, #11

Vivace

♩ = 104-126

Play all.

YEAR C

Page 4, #4

Andante sostenuto

♩ = 66-76

Play all.

Pages 4-5, #5

Allegro furioso

♩ = 120-126

Play all.

YEAR D

Pages 18-19, #23

Poco adagio

♩ = 42-56

Start in measure 4 of line 4 on page 19, play to the end then go back to the beginning on
page 18 (Da capo) and play to beat 2 of measure 1 on line 2 on page 19 (low G).

Page 5, #6

Allegretto Grazioso

♩ = 120-126

Play from the beginning through line 6 (first 42 measures).

YEAR E

Page 17, #21

Andante sostenuto

♩ = 76-82

Play the first 4 lines (to the key change).

Page 24, #30

Allegro Assai

♩ = 120-132

Play from the beginning to the first note of measure 2 on line 7.

ATSSB Bassoon Scales

February 2018

Scales should be performed as written and may or may not be performed connected. All scales are to be played at a minimum of ♩ = 120


1. G Major Scale



2. C Major Scale



3. F Major Scale




4. B♭ Major Scale




5. E♭ Major Scale



6. A♭ Major Scale



7. D♭ Major Scale



8. Chromatic Scale

